

Reading and Phonics Workshop for Parents

What will we find out in this workshop?

- ▶ Why is reading for pleasure so important?
- ▶ How do we teach reading at school?
- ▶ How can you help at home?

Why is reading for
pleasure so
important?

Why promote reading for pleasure?

- ▶ Inspiring young people to choose to read and develop into avid readers brings many benefits.
- ▶ Recent studies indicate that children who choose to read, enjoy reading and read regularly benefit in many areas:
 - ▶ Academically - language acquisition, increased vocabulary, improved understanding
 - ▶ Socially - understanding of people, the world, life experiences, humour
 - ▶ Areas of health - including self-confidence and self esteem, understanding emotions, developing an emotional vocabulary

How do children become better readers?

- ▶ **Read Write Inc** provides a systematic approach to teaching reading, the consistent and supportive approach ensures children experience success and can approach reading with confidence.
- ▶ **Reading to children** enables children to access and experience texts that they might not choose for themselves e.g. longer books, texts with more complex sentences, a wider range of vocabulary.
- ▶ Reading can be a very **pleasurable shared activity**, listening to stories told by a range of readers gives exposure to a range of expressive reading styles. Don't be afraid to be adventurous with character voices, what may seem silly as an adult can really engage a young listener.

- ▶ If you speak **languages other than English** then read to your child in that language too. Stories and rhymes are great in any language.
- ▶ **Talking about reading** helps to develop comprehension and understanding. Asking open questions, helping children to make links and supporting them to understand new vocabulary really helps children to become effective readers.
- ▶ **Motivating reading** by giving children opportunity to choose their own reading material. Joining the library can ensure free access to a wide variety of books and the opportunity to make adventurous choices, if they don't like the book they can always choose another one.

The powerful impact of reading

Whether reading independently or listening to someone read, children can:

- ▶ be transported to different places
- ▶ form opinions
- ▶ develop a sense of humour
- ▶ become acquainted with people and characters and their emotions
- ▶ develop empathy
- ▶ explore parts of the world that they knew nothing about
- ▶ develop their imagination
- ▶ learn facts
- ▶ make links between their own and others' lives

How we can all promote a lifelong love of books and stories?

- ▶ **Be a role model** If your child see you or other people they admire enjoying book, magazine, laughing at characters, hearing you talk about a story or a book they will be inspired to do the same.
- ▶ **What to read?** There is a huge amount of choice and it can be overwhelming. Choice of text is very personal, some children enjoy books that make them laugh, some prefer books that make them think, some are more drawn to information books. Encourage variety but do let your child choose too. As adults we will choose a range of reading matter depending on our mood or interest.

Choosing a book

Consider:

- ▶ The theme, does it look interesting or fun?
- ▶ The length - is this a book to be read over several nights?
- ▶ Are the illustrations exciting and attractive?
- ▶ Will this be a story that is read repeatedly? (the sign of a good choice)
- ▶ Is the story by a favourite author?
- ▶ Look at the shortlists (and longlists) for children's book awards

Sharing books

- ▶ Make sure you are all comfortable
- ▶ Try to limit distractions
- ▶ Leave books around to be picked up and enjoyed at any time
- ▶ Create suspense and excitement by changing your tone of voice
- ▶ Create opportunities to talk about the story or text, ask those open questions
- ▶ With picture books take time to explore the illustrations, they can often offer a ‘sub-plot’, this can be a valuable opportunity to create meaning and make connections for a child
- ▶ As your child develops as a reader, continue to read to them throughout the primary years, it will open up a world of new adventures to you all.

A book at bedtime

- ▶ Getting into a routine of 'bath, book, bed' can have great benefits for the whole family.
- ▶ At the end of a busy day a warm bath, followed by a cosy story can help to create a calm atmosphere to promote sleep.
- ▶ Story time can provide an opportunity for your child to talk, either about the story or it may prompt other conversations.

Progression through the book bands

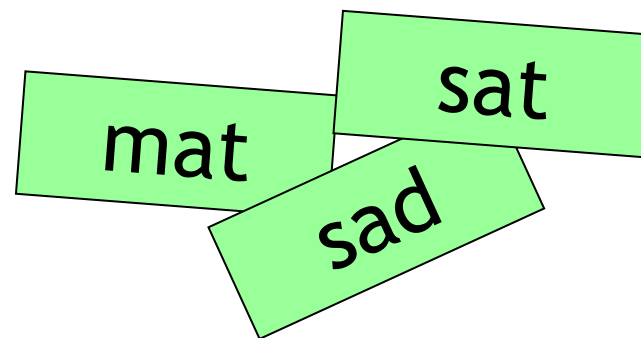
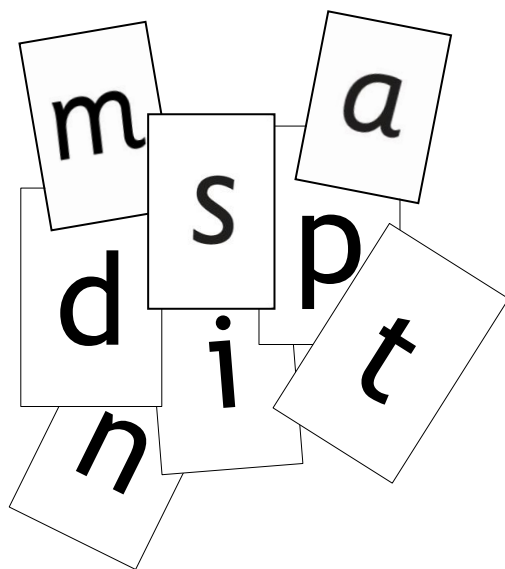
- ▶ RWI books- colour progression:
- ▶ As children progress through the book bands, the teaching focus will progress from word level reading through to comprehension, including inference and deduction
- ▶ There is no set timetable of movement. This will be monitored closely by the class teacher
- ▶ To be on track to achieve the expected standard at the end of Year 2 - confidently reading at a lime level
- ▶ Please log your child's reading on Boom Reader

What is phonics?

Read Write Inc. Phonics

- Nursery – Y1 (KS1)
- Older children who need to 'catch-up'
- Children new to English

Systematic approach



Phonics

Sounds

Graphemes

m a t

Pure Sounds

<https://www.oxfordowl.co.uk/for-home/reading-owl/find-a-book/read-write-inc-phonics--1/phonics-pure-sounds-video>

English alphabetic code

- 44 sounds
- Over 150+ graphemes

▶ igh

- One of the most complex alphabetic codes in the world.

Speed Sounds chart

Complex Speed Sounds chart

Consonants: stretchy

f	l	m	n	r	s	v	z	sh	th	ng
ff	ll	mm	nn	rr	ss	ve	zz	ti		nk
ph	le	mb	kn	wr	se		s	ci		
					c					
					ce					

Consonants: bouncy

b	c	d	g	h	j	p	qu	t	w	x	y	ch
bb	k	dd	gg		g	pp		tt	wh			tch
	ck				ge							
	ch											

Vowels

a	e	i	o	u	ay	ee	igh	ow
	ea				ā-e	y	ī-e	ō-e
					ai	ea	ie	oa
						e	i	o

oo	oo	ar	or	air	ir	ou	oy	ire	ear	ure
ū-e			oor	are	ur	ow	oi			
ue			ore		er					
ew			aw							
			au							

How does Read Write
Inc. use phonics to
teach reading?

Simple Speed Sounds

Simple Speed Sounds chart

Consonants: stretchy

f	l	m	n	r	s	v	z	sh	th	ng
										nk

Consonants: bouncy

b	c	d	g	h	j	p	qu	t	w	x	y	ch
	k											

Vowels: bouncy

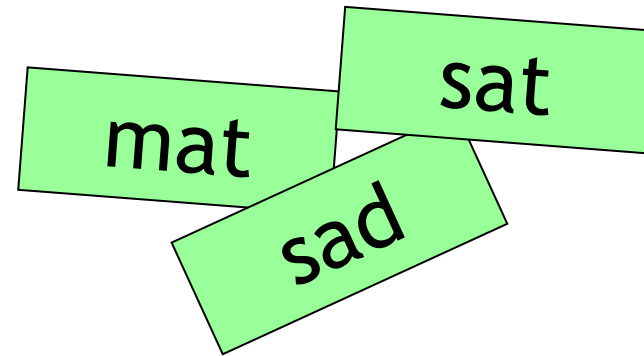
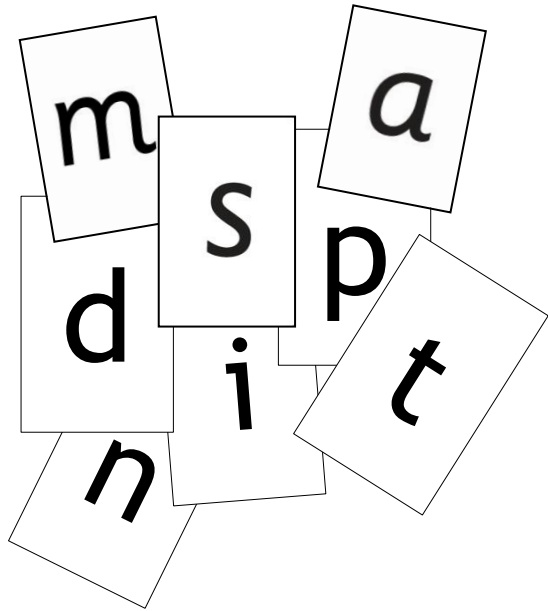
Vowels: stretchy

a	e	i	o	u	ay	ee	igh	ow
---	---	---	---	---	----	----	-----	----


Vowels: stretchy

oo	oo	ar	or	air	ir	ou	oy
----	----	----	----	-----	----	----	----

Blending using Fred Talk



Fred Talk



Complex Speed Sounds chart

Complex Speed Sounds chart

Consonants: stretchy

f	l	m	n	r	s	v	z	sh	th	ng
ff	ll	mm	nn	rr	ss	ve	zz	ti		nk
ph	le	mb	kn	wr	se		s	ci		
					c					
					ce					

Consonants: bouncy

b	c	d	g	h	j	p	qu	t	w	x	y	ch
bb	k	dd	gg		g	pp		tt	wh			tch
	ck				ge							
	ch											

Vowels

a	e	i	o	u	ay	ee	igh	ow
	ea				ā-e	y	ī-e	ō-e
					ai	ea	ie	oa
						e	i	o

oo	oo	ar	or	air	ir	ou	oy	ire	ear	ure
ū-e			oor	are	ur	ow	oi			
ue			ore		er					
ew			aw							
			au							

Storybooks



How does Read Write
Inc. teach spelling?

Fred Fingers



What should my child
read at home?

Read Write Inc. Storybooks



How can I help at home?

Any questions?